


nur für Schulzwecke!!

Why Worry

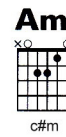
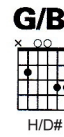
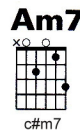
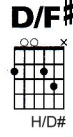
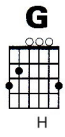
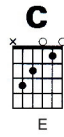
Dire Straits

Basic Picking



Capo IV

klingend:



1.

C G C
 Baby, | _ I see this world has made you | sad, _ |
G C
 _ some people can be | bad, _ |
F D/Fis G Am7 G/B
 _ the things they do, the things they | say. ____ | ____
C G C
 But | baby, | _ I'll wipe away those bitter | tears. _ |
G C
 _ I'll chase away those restless | fears, _ |
F D/Fis G Am7 G/B
 _ that turn your blue skies into | grey. ____ | ____

R:

C F G C
 Why | worry, | _ there should be laughter after | pain, _ |
F G C
 _ there should be sunshine after | rain, _ |
F G C
 _ these things have always been the | same, _ |
F G C F G C
 _ so why worry | now, | _ why worry | now.

Solo:

F G C F G C F G
 _ | _ _ | _ | _ _ | _ | _ _ |
C F G Am G
 _ | _ _ | _ | _ _ | _ | _ _ |

2.

C G C
 Baby, | _ when I get down I turn to | you, _ |
G C
 _ and you make sense of what I | do _ |
F D/Fis G Am7 G/B
 _ I know it isn't hard to | say. ____ | ____
C G C
 But | baby, | _ just when this world seems mean and | cold, _ |
G C
 _ our love comes shining red and | gold, _ |
F D/Fis G Am7 G/B
 _ and all the rest is by the | way. ____ | ____

R:

Solo dann Outro auf G Akkord (klingend H)

nur für Schulzwecke !

Why Worry

Gitarrenvorspiel Akkordbegleitung durchgehend mit Capo im 4. Bund

8

E

TAB

4

H

E

A

Fis/Ais

H

C#m

H/D#

TAB

9

E

H

E

TAB

12

H

E

A

F#/A#

H

C#m7

H/D#

TAB

Ab hier ist es auch das Interlude zwischen den Strophen

17

E A H

TAB 9 11 9 9 11 9 12 9 7 7 6 8 9 9 11 9

19

E A H C#m H E

TAB 9 11 9 9 11 9 12-11 6 7 8 9 11 8 9 9 11 9 9 11 9 9 11 9 12-11

22

A H E

TAB 6 7 7 7 9 9 11 9 9 11 9 9 11 9 12-11 6 7 8 9 11 8 9 9 11 9 9 11 9 12-11 6 7 8 9 11 8 9 9 11 9 12-11

26

A H C#m H

(im Original werden diese Noten von einem Keyboard gespielt)

TAB 6 7 8 9 11 7 9 11 12-11 12-10 9 12-7-9 10 9 8 9 7 6 9 9